




# MASTER CATALOGUE COLLECTION





# FROM BORNEO *TO YOUR SPACE*

Kimgres draws its inspiration from the breathtaking landscapes and rich heritage of Borneo, where untamed rainforests and pristine coastlines converge in a symphony of natural beauty. With every tile, we encapsulate the essence of this extraordinary sanctuary, transforming nature's artistry into designs that transcend boundaries.

Since 1979, Kimgres has been synonymous with sophistication, innovation, and unparalleled craftsmanship. Our tiles are meticulously designed to embody timeless elegance, seamlessly blending natural textures with contemporary aesthetics. Each piece reflects a commitment to quality and an eye for detail, elevating spaces into realms of refined luxury.

From opulent finishes to modern minimalist designs, Kimgres offers a curated selection for discerning creators and visionaries worldwide. Our collections are a testament to our belief that tiles are not just surfaces—they are canvases that bring spaces to life, capturing the harmony of art and nature.

Discover Kimgres, where the essence of Borneo transforms into global elegance, creating interiors that inspire and endure.



# SUSTAINABILITY

## AT THE HEART OF OUR VISION

Sustainability is at the heart of our philosophy and operations. We drive global environmental efforts through rigorous practices, innovative product development, and eco-conscious processes, focusing on environmental, social, and governance (ESG) principles to create positive, lasting impact.

Our commitment to sustainability is reflected in our actions to reduce carbon footprints and use eco-friendly materials. At our cutting-edge facilities in Kuching and Seremban, we adhere to the highest environmental standards, leveraging advanced technologies to optimize energy usage, water conservation, and emissions control. Solar panels at our Seremban factory harness solar energy, enhancing energy efficiency and supporting green technology.

### GREENGUARD & GREENGUARD GOLD CERTIFICATIONS

Our products are certified under GREENGUARD Gold for their low chemical emissions, ensuring improved indoor air quality in any space they are used.



### MS ISO 9001:2015

Certified under the MS ISO 9001:2015 Quality Management System, we ensure consistent quality and elevate customer satisfaction through efficient and effective management practices.

### SIRIM QAS ECO-LABEL

Certified by SIRIM QAS International, this eco-label confirms that our products meet rigorous sustainability standards, offering a reduced environmental impact compared to traditional alternatives.



Green Guard & Green Guard Gold Certifications



SIRIM QAS Eco Label



SIRIM MS ISO 9001:2015 Quality Management System



## BESPOKE

### REDEFINING TILE CUSTOMISATION

Inspired by the artisanal precision of Savile Row tailoring, BESPOKE embodies a departure from mass production, offering tailored, made-to-order tiles that reflect individuality and personal style.

### Unmatched Customization

Using advanced printing technology, BESPOKE brings your vision to life with precision, from single tiles to large-scale projects, for residential or commercial spaces.

### Effortless Efficiency

Our precise, ready-to-install tiles streamline projects, saving time and costs while ensuring a flawless finish.


### Sustainable Elegance

By crafting tiles to exact specifications, BESPOKE reduces material waste and promotes eco-friendly practices without compromising on design.

## WHY BESPOKE ?

BESPOKE blends artistry and innovation to create tiles that elevate spaces with style, precision, and sustainability. Tailored to perfection, it's more than customization—it's a statement of refined design.





# SLIP-SHIELD

*FROM INDOORS TO OUTDOORS:  
ONE TILE SURFACE FOR EVERY APPLICATION*



## Durable & Stain-Resistant

Engineered for high-traffic areas, Slip-Shield tiles resist stains and maintain a flawless appearance.




Slip-Shield technology enhances tile safety with high slip-resistance, activated upon contact with water. Its micro-textured surface improves grip, ensuring safety in wet areas like bathrooms, kitchens, and outdoor spaces. Unlike traditional methods, Slip-Shield preserves the tile's sleek appearance while offering superior safety.

## Long-Lasting Performance

Built to endure daily wear, ensuring consistent safety, style, and easy maintenance over time.

## Seamless Elegance

Designed for both residential and commercial spaces, this advanced tile technology combines modern aesthetics with exceptional functionality.



## Eco-Friendly

Crafted using sustainable materials and processes, this solution reflects our commitment to the environment while delivering cutting-edge safety.

# Master Index

By Design

## PORCELAIN

### STONE DESIGN

- Arani / 11
- Bavaria Stone / 15
- Capri / 19
- Carnelian / 23
- Cosmos / 27
- Crest / 31
- Eilastone / 35
- Gallery / 39
- Guri / 43
- Inoca / 47
- Kairo / 51
- Land / 55
- Molten / 59
- New Haven / 63
- Newgate / 69
- Quartzite / 73
- Ranger / 77
- Sedona / 81

### CEMENT DESIGN

- Hossegor / 87
- Industrial / 91

### WOOD DESIGN

- Jumeeara / 97

### BASIC DESIGN

- Cenzo / 103
- Eclipse / 107
- Lorimer / 111
- Plain / 115
- Rayleigh / 119
- Semplicita / 123
- Vivace / 127

### MARBLE DESIGN

- Alabaster / 133
- Enel / 137
- Marmoreo / 141
- Travertine / 145

## CERAMIC

### STONE DESIGN

- Cosmo / 151
- Govi / 155
- Greystone / 159
- Jordan / 163
- Lapis / 167
- Micro / 171
- Platino / 175
- Ricordi / 179
- Riflesso / 183
- Royal Stone / 187
- Ruffian / 191
- Softstone / 195
- Torture / 199
- Zest / 203

### CEMENT DESIGN

- Bay / 209
- Industrial / 213
- Sementti / 217

### ETHNIC DESIGN

- Alana / 223
- Isla / 227
- Nida / 231
- Sarah / 235
- Vinilo / 239

### BASIC DESIGN

- Plain / 245

### MARBLE DESIGN

- Calacatta / 251

# Master Index

By Alphabetical

## PORCELAIN

- Alabaster / 133
- Arani / 11
- Bavaria Stone / 15
- Capri / 19
- Carnelian / 23
- Cenzo / 103
- Cosmos / 27
- Crest / 31
- Eclipse / 107
- Eilastone / 35
- Enel / 137
- Gallery / 39
- Guri / 43
- Hossegor / 87
- Industrial / 91
- Inoca / 47
- Jumeeara / 97
- Kairo / 51
- Land / 55
- Lorimer / 111
- Marmoreo / 141
- Molten / 59
- New Haven / 63
- Newgate / 69
- Plain / 115
- Quartzite / 73
- Ranger / 77
- Rayleigh / 119
- Sedona / 81
- Semplicita / 123
- Travertine / 145
- Vivace / 127

## CERAMIC

- Alana / 223
- Bay / 209
- Calacatta / 251
- Cosmo / 151
- Govi / 155
- Greystone / 159
- Industrial / 213
- Isla / 227
- Jordan / 163
- Lapis / 167
- Micro / 171
- Nida / 231
- Plain / 245
- Platino / 175
- Ricordi / 179
- Riflesso / 183
- Royal Stone / 187
- Ruffian / 191
- Sarah / 235
- Sementti / 217
- Softstone / 195
- Torture / 199
- Vinilo / 239
- Zest / 203

By Icon

### TILE EDGE:



RECTIFIED



NON-RECTIFIED

### PENDULUM TEST VALUE:



LOW SLIP-RESISTANCE



MODERATE SLIP-RESISTANCE



GOOD SLIP-RESISTANCE



HIGH SLIP-RESISTANCE

### SURFACE TEXTURE:



FLAT MATT



FLAT SATIN



FLAT GLOSS



FLAT SLIP-SHIELD



STRUCTURED MATT



STRUCTURED GRIT

### VARIATION:



UNIFORM APPEARANCE



SLIGHT VARIATION



MODERATE VARIATION



SUBSTANTIAL VARIATION

### APPLICATION:



INDOOR



OUTDOOR

### SIZE & FACES

	(cm)	(mm)
SIZE (CM)	20x20	200x200
	30x30	300x300
	30x60	300x600
FACES (F)	40x40	400x400
	60x60	600x600

1F : 1 Face	6F : 6 Faces	14F : 14 Faces
2F : 2 Faces	8F : 8 Faces	16F : 16 Faces
3F : 3 Faces	9F : 9 Faces	18F : 18 Faces
4F : 4 Faces	10F : 10 Faces	20F : 20 Faces
5F : 5 Faces	12F : 12 Faces	24F : 24 Faces

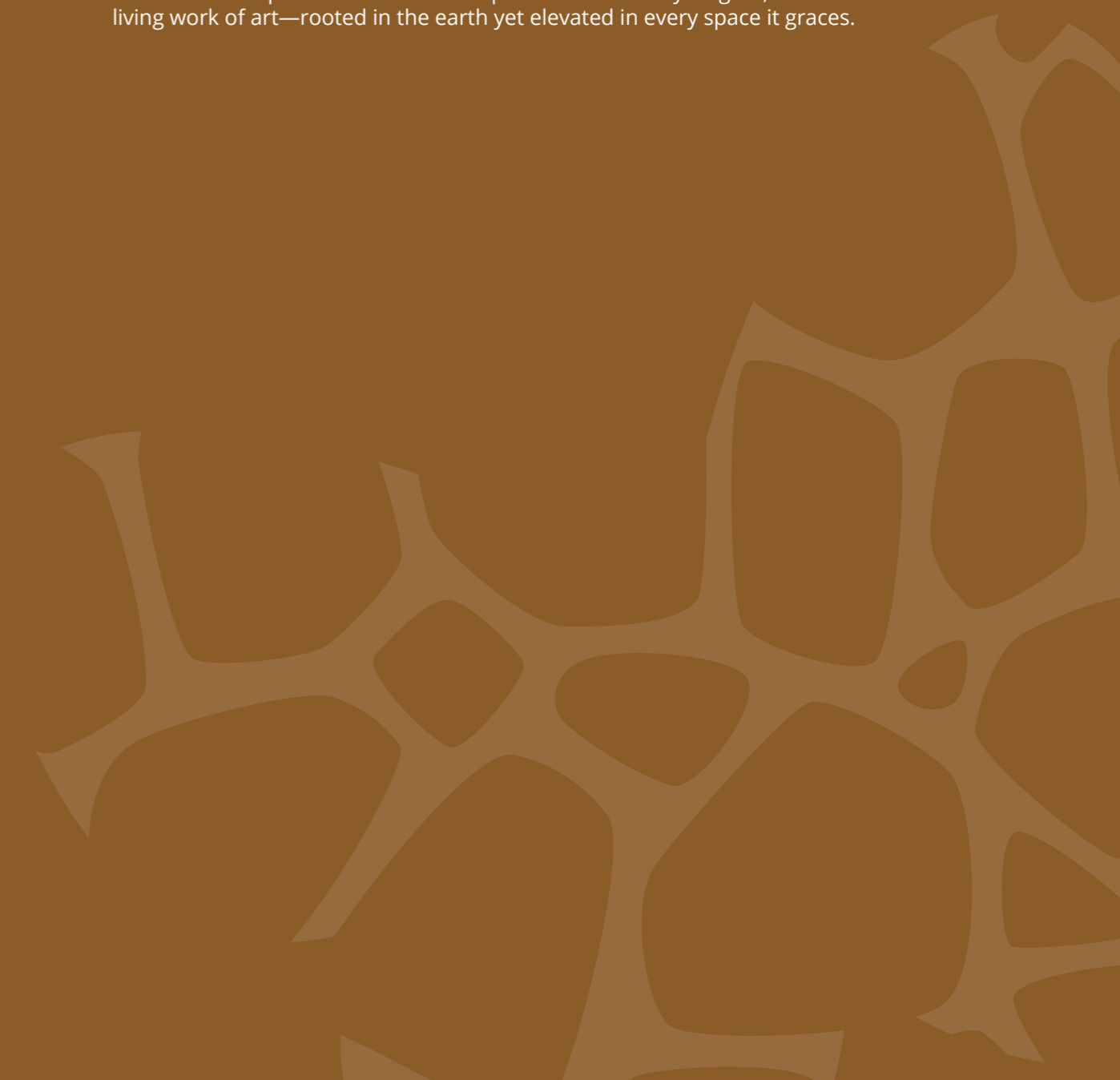


**PORCELAIN**


---

# STONE

A true masterpiece of nature, stone seamlessly blends strength with grace. Its textured surfaces, gently shaped by time, echo the earth's quiet resilience. Each piece, with its subtle gradients and intricate veining, offers a tactile experience that feels both organic and eternal. It transforms spaces with a whisper of ancient beauty, imbuing them with a sense of timeless sophistication. Rich in depth and effortlessly elegant, it becomes a living work of art—rooted in the earth yet elevated in every space it graces.



# ARANI



**MIST**  
A36NH4LBE  
300x600



**PEWTER**  
A36NH4DBE  
300x600



**CINDER**  
A36NH3DBE  
300x600



**SLATE**  
A36NH1DBE  
300x600

## Sculpted in Strength, Defined by Elegance

Arani stands at the intersection of strength and sophistication, where raw resilience meets refined craftsmanship. Its structured surface and flowing veining add depth and distinction, while a smooth finish enhances its natural poise. With a palette inspired by earth's enduring elements, Arani commands attention with quiet confidence, shaping interiors with balance, presence, and timeless allure. Whether enhancing countertops or architectural elements, its versatile beauty embodies strength in its most elegant form.




# BAVARIA STONE



**ICE**  
A36GQ4LE  
300x600



**GREY**  
A36GQ1LE  
300x600



**BLACK**  
A36GQ1DE  
300x600



**ICE**  
A59GQ4L  
600x600



**GREY**  
A59GQ1L  
600x600




**BLACK**  
A59GQ1D  
600x600

## The Majestic Alps


Bavaria Stone captures the timeless allure of the Bavarian Alps, a landscape sculpted by ancient glaciers and brimming with history. Each tile reflects the rugged elegance of this majestic region, bringing the intricate patterns and earthy tones of the Alps into your space with effortless grace.




# CAPRI



**GREIGE**  
A29CPR7LM  
300x300



**BEIGE**  
A29CPR2LM  
300x300



**YELLOW**  
A29CPR2DM  
300x300



**BROWN**  
A29CPR3DM  
300x300




**ICE**  
A29CPR4LM  
300x300



**GREY**  
A29CPR4DM  
300x300



**TAUPE**  
A29CPR7DM  
300x300



**ANTHRACITE**  
A29CPR1DM  
300x300


## Rugged with Mediterranean Flair

Capri, inspired by the breathtaking cliffs and timeless elegance of its island namesake, brings a refined touch of nature's raw beauty into modern spaces. Echoing the island's dramatic coastline and tranquil landscapes, these tiles embody the captivating contrast between untamed wilderness and Mediterranean sophistication. Meticulously crafted with a rustic design, Capri reflects the time-worn textures of the island's legendary limestone cliffs, seamlessly blending natural allure with contemporary design through intricate detailing and organic beauty.





# CARNELIAN




**BEIGE**  
A36AGC2DR  
300x600



**GREY**  
A36AGC4LR  
300x600

## Effortless Elegance in Every Tile


Inspired by the timeless beauty of the Carnelian stone, this series captures a delicate interplay of colour and texture. Soft, muted hues of warm earth tones and cool greys, creating a seamless blend that enhances any interior with depth and character. The gentle variation across each tile adds a sense of movement, while the matte finish exudes quiet sophistication. Designed for versatility, Carnelian brings warmth and balance to contemporary and classic spaces alike.



# COSMOS



**BROWN**  
A36AHR3LMBN  
300x600



**GREY**  
A36AHR4LMBN  
300x600



**DARK GREY**  
A36AHR4DMBN  
300x600

## The Splendor of the Universe

Cosmos embodies the raw essence of nature and the structured order of the universe. Inspired by celestial balance, each tile features a bold marbling effect that reflects the strength and authenticity of natural stone, adding depth and character to any space. Built for durability and versatility, these tiles create a grounded, harmonious environment that endures—capturing the quiet strength and order of the cosmos.



# CREST



**LIGHT BEIGE**  
A36JK2LME  
300x600



**LIGHT GREY**  
A36JK4LME  
300x600

## Elegance at its Peak

Crest, inspired by the majestic Matterhorn and the world's highest snowy peaks, symbolizes beauty, achievement, and the pinnacle of design. Its exclusive aesthetic exudes upper-class refinement and serene elegance, offering a luxurious yet calming touch to any space. The subtle veining mimics the natural flow of stone, adding organic movement and texture without overwhelming the serene aesthetic, making Crest the ideal choice for spaces seeking a perfect balance of refinement and natural beauty.



# EILASTONE



**GREY**  
A36AGE4DR  
300x600



**BEIGE**  
A36AGE2DR  
300x600



**BLACK**  
A36AGE1LR  
300x600




**TAUPE**  
A36AGE7LR  
300x600

## A Contemporary Canvas

Evoking the natural beauty of the renowned Eilat Stone, the Eilastone collection showcases a contemporary interpretation of this unique gem, featuring a range of hues that create a serene visual palette reflecting the essence of nature. Each tile embodies sophisticated simplicity, enhancing modern interiors while fostering warmth and tranquility. With its elegant yet understated design, Eilastone transforms any space into a refined oasis, seamlessly blending style and durability for a lasting impression.




# GALLERY



**CREAM**  
A36GRY2DR  
300x600




**GREY**  
A36GRY4DR  
300x600



**GRAPHITE**  
A36GRY1DR  
300x600

## Where Depth Meets Stillness


Gallery brings a sense of tranquility to any space, inspired by the natural rhythm of scattered pebbles. Its subtle textures echo the organic beauty of stone while offering modern durability. With a minimalist design rooted in simplicity, Gallery transforms interiors into serene retreats—where nature's purity meets refined sophistication, creating harmony through understated design.



# GURI




**CEMENTO**  
A29YK4DBV  
300x300



**CARBONE**  
A29YK1DBV  
300x300

## Efficiency of Tranquility

Guri draws inspiration from Venezuela's Guri Dam, a symbol of strength, productivity, and tranquility. This series seamlessly combines aesthetic elegance with robust design, creating an environment of purposeful serenity. Infused with elements of water storage and hydroelectric power, Guri embodies lasting durability and efficiency while fostering a sense of balance and calm. Whether in a modern or minimalist setting, Guri enhances your space with a refined blend of style and substance.



# INOCA




**BONE**  
A29F82GV  
300x300



**GREY**  
A29F84GV  
300x300



**BROWN**  
A29F83GV  
300x300




**BLACK**  
A29F81GV  
300x300

## Crafting Strength from the Core

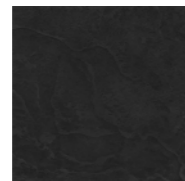
Inoca captures the raw beauty of igneous rocks, with textured surfaces and earthy tones evoking the dynamic flow of volcanic lava. Subtle veins reflect the intricate patterns of these geological wonders, adding depth and character to any space. Meticulously crafted under intense heat and pressure, like igneous rock, Inoca offers a stunning surface that seamlessly blends nature's artistry with modern design. Infuse your space with the power and beauty of the earth's natural processes, bringing timeless strength and elegance to your interiors.



# KAIRO



PLAIN GREY  
A29UM44DG  
300x300




PLAIN CHARCOAL  
A29UM11DG  
300x300

## The Conquering Star


Kairo draws inspiration from the timeless mystique of Egypt, featuring intricate pyramid patterns and earthy tones that echo the grandeur of ancient architecture. Crafted from premium materials, these tiles seamlessly blend the elegance of the past with contemporary design, creating a striking harmony in any space. Infused with the ambition and allure of Egyptian heritage, Kairo brings a rich tapestry of history and sophistication, empowering your environment to reach for the stars.



# LAND



**WAINWRIGHT**  
A36KLN012LR  
300x600



**DILLON**  
A36KLN022DR  
300x600



**FURTH**  
A36KLN034DR  
300x600




**MUNRO**  
A36KLN041DR  
300x600



**DILLON**  
A59KLN022DR  
600x600



**FURTH**  
A59KLN034DR  
600x600




**MUNRO**  
A59KLN041DR  
600x600

## Where Nature Meets Everyday Living

Land brings the beauty of the natural world into your living spaces. Inspired by the earth's raw elements, this collection offers a harmonious blend of nature's textures and modern design. Each tile mirrors the subtle variations found in nature, while Slip-Shield technology ensures safety even in moisture-prone areas. Whether you're seeking minimalist elegance or rugged sophistication, the Land series offers versatile options to enhance any space.



# MOLTEN



**CLAY**  
AA36AHY2DGRB  
300x600



**SHALE**  
AA36AHY7DGRB  
300x600



**ASH**  
AA36AHY1DGRB  
300x600

## A Space Reimagined


Inspired by the raw energy of the earth's core, the Molten series embodies the transformation of stone under intense heat and pressure. Its textured surface and deep, elemental tones evoke the fluid motion of molten rock solidified into strength. From warm neutrals to bold charcoals, each shade exudes resilience and sophistication, bringing a commanding presence to any space. A fusion of power and refinement, Molten is designed for those who seek enduring beauty shaped by nature's most powerful forces.



# NEW HAVEN



**WHITE**  
A36AJF0DM  
300x600



**LIGHT GREY**  
A36AJF4LM  
300x600




**GREY**  
A36AJF4DM  
300x600



**WHITE**  
A59AJF0DM  
600x600



**LIGHT GREY**  
A59AJF4LM  
600x600



**GREY**  
A59AJF4DM  
600x600

## Where Strength and Serenity Unite

### Illuminating Tranquility

The New Haven series captures the soft, soothing essence of natural stone, offering a palette of gentle, grounding hues. With shades of ivory and neutral grey, each tile brings a sense of balance and serenity to your space. Designed with timeless appeal, New Haven creates a welcoming ambiance, allowing interiors to feel effortlessly calm and inviting. More than just a surface, these tiles provide an elegant foundation for life's cherished moments, complementing both modern and classic aesthetics.




**LIGHT BROWN**  
A36AJF3LM  
300x600




**DARK GREY**  
A36AJF1DM  
300x600



**BLACK**  
A36AJF1LM  
300x600



**LIGHT BROWN**  
A59AJF3LM  
600x600



**DARK GREY**  
A59AJF1DM  
600x600



**BLACK**  
A59AJF1LM  
600x600

## Where Strength and Serenity Unite


### Grounded in Depth

The New Haven series embodies the bold presence of natural stone, with deep, commanding tones that exude quiet strength. From rich charcoals to striking blacks, each tile enhances interiors with depth and resilience. Crafted for enduring style, New Haven offers a refined yet powerful aesthetic, shaping spaces that feel grounded and sophisticated. More than just a surface, these tiles form a strong, lasting backdrop, seamlessly adapting to both modern and classic designs.





# NEWGATE




**WHITE**  
A36ADN0DR  
300x600



**LIGHT GREY**  
A36ADN4LR  
300x600




**DARK GREY**  
A36ADN4DR  
300x600



**CHARCOAL**  
A36ADN1DR  
300x600

## Heritage Meets Modernity

Newgate offers a captivating fusion of history and innovation, drawing inspiration from the ancient London Wall and its iconic gate, a symbol of London's connection to the West. Honoring its storied past while embracing contemporary design, Newgate creates a seamless bridge between the architectural splendor of a bygone era and modern elegance. Each tile embodies this unique blend, allowing your space to reflect a dialogue between heritage and modernity.



# QUARTZITE



**GREY**  
A36HN4LE  
300x600



**COAL**  
A36HN4DE  
300x600



**BLACK**  
A36HN1DE  
300x600

## Timeless Resilience


Inspired by the enduring allure of the Chimney Rock Formation in the Blue Ridge Mountains, Quartzite merges ancient beauty with modern sophistication. Formed from quartz sandstone under intense heat, each tile's crystalline structure ensures lasting durability and strength. Available in natural grey hues, Quartzite blends elegance and resilience, making it the ideal choice for those who value both beauty and durability. Let nature's power and contemporary design elevate your space with the Quartzite Series.



# RANGER



**GREY**  
A29UL4GV  
300x300



**BLACK**  
A29UL1GV  
300x300

## Echoes of Adventure

Ranger brings together the raw beauty of Yellowstone's wilderness and the refined artistry of modern design. Inspired by ancient trails and untouched landscapes, these tiles capture earthy greys and deep charcoals, evoking the majesty of nature. With a structured surface reminiscent of rugged terrain, Ranger adds subtle texture and authenticity, creating spaces that resonate with the spirit of adventure. Let every surface tell the story of exploration and discovery, transforming your home or commercial space into a timeless tribute to the untamed wild.



# SEDONA





**WHITE**  
A36AFV0DR  
300x600



**DARK GREY**  
A36AFV4DR  
300x600

## Resonance in Stone

Inspired by the understated elegance of Arizona's rugged terrains and vast skies, Sedona captures the serene beauty of the desert landscape. While renowned for its red rock vistas, this collection emphasizes the gentle hues of weathered stone, reflecting the soft greys and pale tones of rocky plateaus. The white tiles evoke the clarity of sunlit cliffs, while the grey tones embody the timeless essence of ancient formations. Each tile enhances modern architecture and invites you to connect with nature's enduring spirit, bringing a tranquil elegance to any space.





**PORCELAIN**

---


# CEMENT

Raw form, undeniable beauty born from simplicity. Its understated texture evokes the spirit of urban landscapes, where function meets form in perfect harmony. The surface is rich with possibilities, its matte finish offering a sophisticated yet grounded touch. With its clean lines and modern edge, cement captures the essence of contemporary artistry, infusing spaces with an industrial charm that feels both raw and refined. It's the perfect canvas for those who seek elegance in minimalism.



CEMENT PORCELAIN COLLECTION

# HOSSEGOR



**LIGHT GREY**  
A36AFH4LR **FM**  
300x600



**DARK GREY**  
A36AFH4DR **FM**  
300x600




**DARK GREY**  
A36AFH4DRB **STR-M**  
300x600



**BLACK**  
A36AFH1DRB **STR-M**  
300x600

## A Timeless Escape

Hossegor captures the essence of its idyllic coastal namesake, with soft, wave-like patterns that evoke tranquility and serenity. This series invites you to relax and unwind, creating a soothing atmosphere that offers a refreshing escape from everyday life. Its gentle aesthetics transform any space into a peaceful retreat, where you can savor life's simple pleasures in a serene, coastal-inspired setting.



# INDUSTRIAL



LIME  
A36JJ0DM  
300x600



LIME  
A59JJ0DM  
600x600

## Lightness in Modern Minimalism

Industrial captures the essence of modern minimalism, harmoniously blending raw industrial aesthetics with refined sophistication. Inspired by the understated purity of cement, its light, tranquil design evokes a sense of calm and openness, transforming spaces with effortless grace. The collection's muted tones serve as a versatile canvas, allowing architectural details and decor to take center stage, seamlessly complementing both contemporary and industrial design styles.





**PORCELAIN**

---

# WOOD

Every piece of wood carries the mark of nature's hand, with textured grains and patterns that reflect the quiet strength and beauty of the material. Its surface invites exploration, with subtle grooves and natural imperfections that speak of its organic origin. The grain's movement creates a sense of rhythm and flow, adding a harmonious energy to the space that is both soothing and captivating.



WOOD PORCELAIN COLLECTION

# JUMEEARA



**GREY**  
A36AHV4DMBN  
300x600



**DARK GREY**  
A36AHV1LMBN  
300x600



**ORCHE**  
A36AHV2DMBN  
300x600



**BROWN**  
A36AHV3DMBN  
300x600

## Enduring Warmth, Embracing Comfort

For centuries, wood has been a sought-after material in interior design, bringing warmth, elegance, and a connection to nature's strength. Jumeera masterfully captures the beauty and texture of natural wood, with advanced printing techniques replicating intricate grain patterns and authentic variations, evoking the timeless charm of real timber.







**PORCELAIN**

---


# **BASIC**

A celebration of simplicity, where purity and clarity converge in a harmonious dance of textures and tones. These surfaces echo the quiet beauty of nature's fundamental components, offering a serene backdrop that allows surrounding elements to shine. The subtle elegance of its form invites calm and balance, creating spaces that feel open and alive. With its gentle touch and timeless presence, it becomes a quiet statement of understated luxury.



BASIC PORCELAIN COLLECTION


# CENNO



**BEIGE**  
A36JE2LEN  
300x600



**GREY**  
A36JE4DEN  
300x600



**TWILIGHT**  
A36JE1DEN  
300x600

## Refined Resonance

A soft yet resonant expression of elegance, the Cenno series transforms interiors with its refined presence. Inspired by the Italian word Cenno, meaning a subtle gesture, this innovation evokes a sense of depth and sophistication. Its rich hues and intricate textures adapt effortlessly, infusing spaces with timeless warmth and character.






BASIC PORCELAIN COLLECTION

# ECLIPSE



**CLAY**  
A29MJ7LRY  
300x300



**ASH**  
A29MJ3DRY  
300x300



**NIGHT**  
A29MJ1DRY  
300x300



**CLAY**  
A36MJ7LRY-P2  
300x600



**ASH**  
A36MJ3DRY-P2  
300x600




**NIGHT**  
A36MJ1DRY-P2  
300x600

## Harmonising Light, Defining Space

Eclipse transcends traditional design, seamlessly balancing tone and texture to capture the elegance of light transitioning into shadow. Subtle veining adds depth and movement, while a smooth finish and neutral palette cultivate a serene yet sophisticated ambiance. Designed for those who appreciate understated luxury, Eclipse transforms any space into a tranquil sanctuary where light and depth interact in harmony. Its versatility brings timeless refinement and effortless balance to modern and classic interiors.






BASIC PORCELAIN COLLECTION

# LORIMER



**ODYSSEY**  
A36TK4LE  
300x600



**IRON**  
A36TK4DE  
300x600



**LAVA**  
A36TK1LE  
300x600

## Strength in Subtlety

Lorimer, inspired by timeless craftsmanship, seamlessly blends strength with understated elegance. Its soft speckled surface adds depth and visual impact, reflecting the fine details of handcrafted work. Meticulously crafted for durability, Lorimer balances resilience and beauty, enhancing both modern and classic interiors with its sophisticated yet functional design.





# PLAIN



**SUPER WHITE**  
A36T10SE  
300x600

## A Canvas of Calm


Renowned for its minimalist sophistication, Plain offers a clean, seamless design that fosters calm and serenity. The Super White palette brightens interiors and enhances the sense of space, transforming even the smallest rooms into tranquil retreats. Its timeless simplicity exudes peacefulness, making Plain a versatile choice for creating balance and harmony in any space, effortlessly evoking a sense of relaxation and comfort.





BASIC PORCELAIN COLLECTION

# RAYLEIGH




CREAM  
A36AFA2L  
300x600

## Refines Simplicity


Rayleigh embodies the beauty of soft illumination, inspired by the natural scattering of light. Its gentle hues create a sense of openness and warmth, offering a versatile foundation for any space. With a seamless balance of simplicity and refinement, Rayleigh enhances interiors with effortless elegance—subtle yet striking, timeless yet modern, making every surface feel calm, inviting, and endlessly adaptable.





BASIC PORCELAIN COLLECTION

# SIMPLICITE



**IVORY**  
A36AAL2DME  
300x600



**LIGHT GREY**  
A36AAL4LME  
300x600




**ALMOND**  
A36AAL7DME  
300x600




**COAL**  
A36AAL1DME  
300x600



**IVORY**  
A59AAL2DM  
600x600



**LIGHT GREY**  
A59AAL4LME  
600x600



**COAL**  
A59AAL1DME  
600x600

## The Art of Subtle Tranquility


Simplicite infuses serenity into every space, inspired by subtle textures and soft, understated hues. Its calming tones create a warm and inviting atmosphere. With a minimalist design centered on simplicity, Simplicite adds a soothing sense of calm and relaxation to any environment, making it an ideal choice for those seeking harmony and understated elegance.





SIMPLICITE | BASIC COLLECTION

# VIVACE



**TWINE**  
AT29T01SV  
300x300



**BLACK**  
AT29T10SV  
300x300

## Subtle Vibrance in Soft Hues

Vivace captures the essence of understated vibrancy, offering a calm, inviting palette that complements a wide range of interiors. Its soft tone exudes quiet elegance, making it ideal for spaces that embody both comfort and sophistication. With a smooth matte finish and timeless hue, it brings a soft radiance to any room, enhancing both modern and classic aesthetics. Effortlessly graceful, it transforms interiors with subtle, lasting beauty.







**PORCELAIN**

---

# MARBLE

Timeless allure, delicate veins, and luxurious finishes define its essence. The cool, polished surface glimmers with the artistry of nature, where every swirl of colour and curve of texture tells a story of refined opulence. Light dances across its intricate patterns, creating a dynamic interplay of shadow and shine that elevates the space it inhabits. An expression of pure elegance, it transforms every room into a gallery of beauty, embodying sophistication and grace in every detail.




# ALABASTER



GREY  
A36AHA4LS  
300x600

## Inspired Sophistication

Alabaster, revered for its soft luminosity and smooth finish, has long symbolized grace and refinement. The alabaster-inspired surfaces in this series bring an ethereal lightness, adding depth and serenity to any space. Capturing this timeless elegance with a modern twist, each tile features soft grey veining that balances the classic beauty of stone with contemporary sophistication. The soft finish offers a velvety texture, creating a tranquil atmosphere ideal for spaces seeking understated luxury.





# ENEL



**DARK BROWN**  
A36AEY3DR  
300x600

## The Art of Flowing Elegance

The Enel series embodies movement and sophistication, with striking linear veining that creates a seamless sense of flow. Rich, earthy tones add warmth and depth, enhancing its bold yet balanced presence. Crafted to bring harmony and refinement to interiors, Enel transforms any space into a statement of effortless luxury. A perfect fusion of nature's artistry and contemporary design, this marble-look tile offers timeless distinction in every detail.




MARBLE PORCELAIN COLLECTION


# MARMOREO



CARRARA  
A36VK4LS  
300x600



CARRARA  
A59VK4LS  
600x600




CARRARA  
A59VK4L  
600x600




## Timeless Marble Artistry

From the grand structures of ancient Egypt to the Parthenon, marble has left an indelible mark on history. Marmoreo captures this legacy, infusing modern spaces with the timeless beauty of marble. Its ethereal white tones evoke purity and sophistication, transforming interiors into sanctuaries of refined opulence. Embrace the elegance and enduring allure of marble with Marmoreo.



# TRAVERTINE




CREAM  
A36TV2LME  
300x600



CREAM  
A59TV2LM  
600x600

## A Legacy of Natural Elegance

Earthy tones define the timeless appeal of travertine marble, complemented by soft veining and organic textures that add depth and character. Its flowing patterns bring a sense of warmth and sophistication, seamlessly blending into both modern and classical spaces. With an effortless balance of nature and design, Travertine transforms interiors with enduring beauty, creating a refined yet inviting atmosphere.





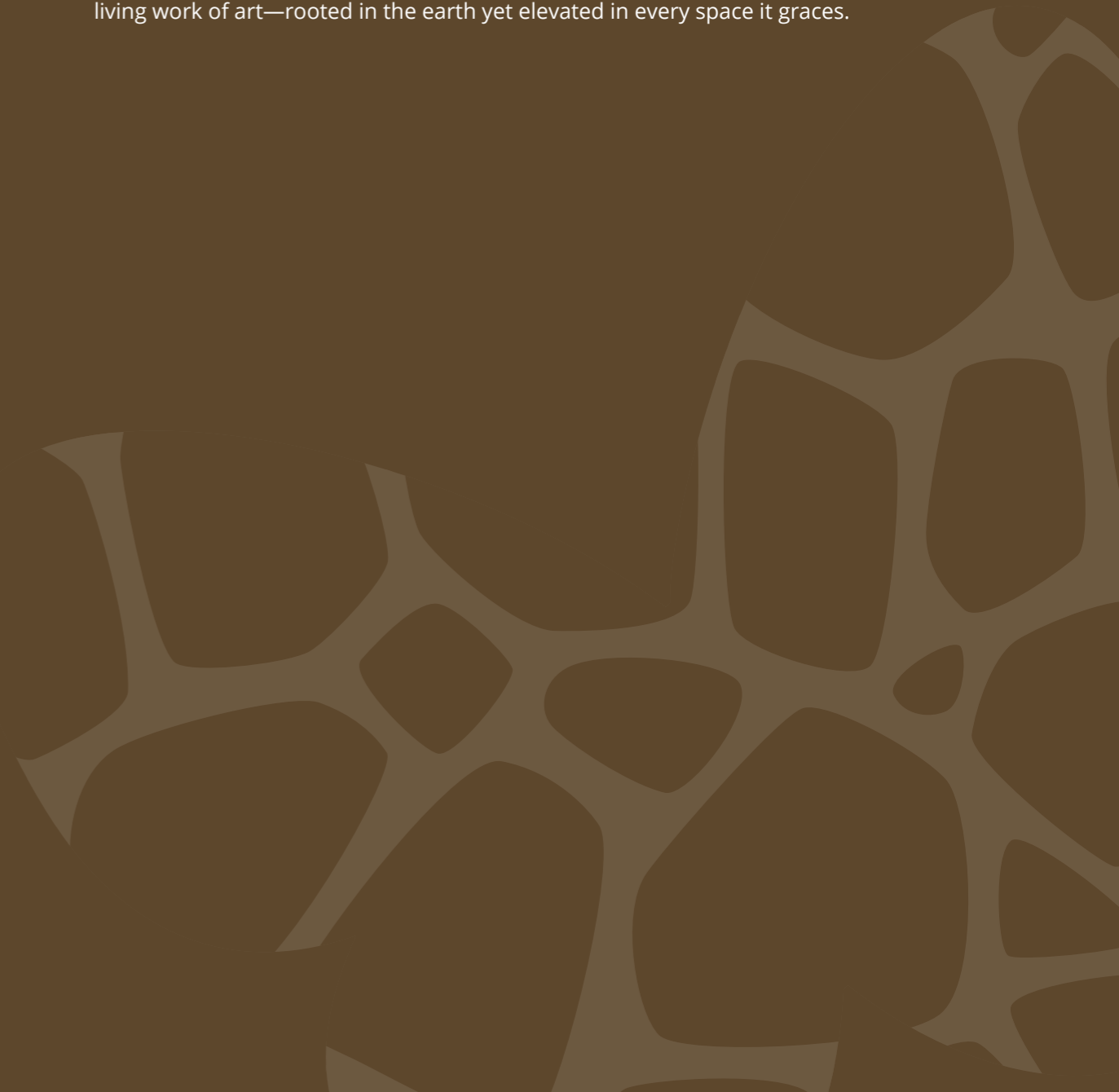


CERAMIC

---

# STONE

A true masterpiece of nature, stone seamlessly blends strength with grace. Its textured surfaces, gently shaped by time, echo the earth's quiet resilience. Each piece, with its subtle gradients and intricate veining, offers a tactile experience that feels both organic and eternal. It transforms spaces with a whisper of ancient beauty, imbuing them with a sense of timeless sophistication. Rich in depth and effortlessly elegant, it becomes a living work of art—rooted in the earth yet elevated in every space it graces.




# COSMO



**CREMA**  
A30F42L  
300x300



**COOL GREY**  
A30F44D  
300x300



**OLIVE**  
A30F45D  
300x300




**CREMA**  
A40F42L  
400x400



**COOL GREY**  
A40F44D  
400x400




**MOCHA**  
A40F43D  
400x400



**CHARCOAL**  
A40F41D  
400x400

## The Universe of Space

Inspired by a vast realm of endless possibilities, the Cosmo Series offers a versatile collection of ceramic tiles that exude sophistication and adaptability. Each tile presents a rich palette, from warm, earthy tones to sleek, modern hues, allowing you to craft spaces that reflect your unique style. Beyond aesthetics, Cosmo pairs timeless design with durable textures, ensuring your space endures with both beauty and resilience, standing the test of time while enhancing your decor.



# GOVI




**NATURAL**  
A30ACV4LM  
300x300



**TAUPE**  
A30ACV7DM  
300x300



**DARK GREY**  
A30ACV4DM  
300x300




**CHARCOAL**  
A30ACV1DM  
300x300

## Grounded in Strength and Beauty

Govi embodies strength, resilience, and natural beauty, drawing inspiration from the earth itself. With its grounded tones and uniform, grainy texture, this collection mimics the rugged surface of fine particles, creating a rich, tactile appeal. Evoking the timeless essence of cement, Govi transforms any space into an industrial-chic setting—where simplicity meets strength. Perfect for those seeking a modern, minimalist aesthetic with a connection to nature, Govi adds depth and sophistication without overwhelming the design.




# GREYSTONE




**LIGHT GREY**  
AF36ADU4LM **FM**  
300x600




**STEEL**  
AF36ADU4DM **FM**  
300x600



**BEIGE**  
AF36ADU2L **FG**  
300x600



**LIGHT GREY**  
AF36ADU4L **FG**  
300x600



**STEEL**  
AF36ADU4D **FG**  
300x600

## The Organic Texture

Inspired by the picturesque coastal town of Greystones in Ireland, the Greystone Series translates the serene beauty of rugged cliffs, sandy shores, and verdant landscapes into an exquisite tile collection. Each piece reflects nature's organic textures and fine, subtle veining, evoking the timeless elegance of natural stone. Ideal for enhancing minimalist and modern spaces, the Greystone Series brings a tranquil, natural charm to any interior design, seamlessly integrating beauty and sophistication.



# JORDAN




**LIGHT BEIGE**  
A40AJD2LM  
400x400




**LIGHT GREY**  
A40AJD4LM  
400x400

## Elegance Craved in Stone


The Jordan Series features a stunning design with delicate linear veins traversing neutral backgrounds to exude luxury and sophistication. Inspired by Jordan's rich cultural heritage, this collection seamlessly blends timeless elegance with contemporary style. Each tile embodies the essence of natural beauty, with whisper-thin veins adding depth and refinement, perfect for elevating both traditional and modern interiors. Jordan's understated complexity makes a bold yet sophisticated statement in any space, offering a seamless integration of classic beauty and modern sophistication.



# LAPIS



**BEIGE**  
A30ADT3LB  
300x300





**GREY**  
A30ADT4LB  
300x300


## Natural Layers Refined

The Lapis Series captures the organic elegance of slate with a matt, structured surface that echoes the rich layers of natural stone. Its muted, earthy tones add depth and movement, offering a perfect blend of sophistication and nature-inspired design. Ideal for both modern and rustic interiors, the Lapis Series brings a tactile, grounded charm that enhances any space with a sense of connection to nature and enduring beauty.





# MICRO




**LIGHT ORCHE**  
AF36ADL2L  
300x600



**LIGHT GREY**  
AF36ADL4L  
300x600

## Precision in Sophistication


The Micro Series embodies precision and sophistication, elevating any space with its glossy finish and intricate, marble-inspired veining. These tiles seamlessly blend subtle elegance with modern design, creating a refined atmosphere through delicate patterns in serene neutral tones. Celebrating the art of detail, the Micro Series demonstrates that even the smallest features can make a lasting impression, transforming interiors into timeless works of art.





STONE CERAMIC COLLECTION


# PLATINO



GREY  
A30PG40  
300x300

## Epitomize Refined Elegance

Platino epitomizes refined elegance and contemporary luxury. With its stunning gloss finish, each tile captures and reflects light, creating a radiant, luminous atmosphere. Delicate, stone-inspired veining adds an organic touch of natural beauty, while versatile neutral tones allow Platino to complement a range of interior styles, from modern minimalism to classic luxury. Perfect for those who value timeless elegance, the Platino Series seamlessly blends style and sophistication, elevating any space.



# RICORDI



**WHITE**  
A30GFOLM  
300x300



**HEMP**  
A30GF3DM  
300x300



**WHITE**  
AF36GFOLM  
300x600



**HEMP**  
AF36GF3DM  
300x600



**WHITE**  
AF36GFOL  
300x600




**HEMP**  
AF36GF3D  
300x600



## Spaces with Lasting Impressions


Ricordi takes inspiration from the classic beauty of natural stones, embodying warmth and organic elegance. Each tile instills a sense of nostalgia, transforming interiors into serene retreats that exude sophistication and make lasting impressions. With its earthy tones and natural textures, Ricordi seamlessly complements modern spaces, cultivating environments that offer both warmth and tranquility.



# RIFLESSO



**QUARTZ**  
A40GM20  
400x400



**GRIGIO**  
A40GM40  
400x400

## A Reflection of Subtle Sophistication

Riflesso combines refined textures and delicate hues to evoke the purity of light and the serenity of reflection. Each tile, with its soft surface and subtle veining, becomes a canvas that enhances the natural beauty of any space. The gentle gloss finish amplifies intricate details, creating a radiant, ethereal quality. With its versatile and calming palette, Riflesso offers a tranquil backdrop that brings warmth, subtle radiance, and quiet luxury to a variety of interiors.



# ROYAL STONE




**YELLOW**  
A30FT20  
300x300



**GREY**  
A30FT40  
300x300





**YELLOW**  
A40FT20  
400x400




**GREY**  
A40FT40  
400x400

## Majestic Craftmanship of Royalty

Royal Stone evokes grandeur and timeless elegance, combining the strength of natural stone with a regal, refined aesthetic. Meticulously crafted, each tile features unique glaze and textured detailing that enhances its intricate veining, creating a bold artistic twist. As light interacts with the raised surfaces, spaces are transformed into majestic havens, reminiscent of historic palaces. These tiles elevate interiors with an air of royalty and timeless sophistication, offering a perfect blend of luxury and craftsmanship.



# RUFFIAN




**BEIGE**  
A40ADB20  
400x400




**GREY**  
A40ADB40  
400x400

## Elevate Your Space with Bold Statements

Step into bold elegance with the Ruffian Series, where the strength of nature meets marble-inspired design. Featuring a soft, neutral palette and delicate veining, each tile brings a refined, yet adventurous touch to your space. The resilient structure echoes the durability of natural stone, while the glossy finish enhances the organic beauty of marble. Transform your interiors into captivating spaces filled with confidence and character, letting the bold elegance of the Ruffian Series make a lasting impression.



# SOFTSTONE




OYSTER  
A30GJ2L  
300x300

## Embrace Warmth and Harmony

Experience the captivating essence of Softstone with our elegantly crafted tiles, inspired by the timeless beauty of natural stone. Delicate, flowing veins glide across the surface, creating a harmonious blend of creamy tones. This design beautifully mimics the intricate patterns of limestone, radiating warmth and sophistication. Elevate your space with Softstone's seamless blend of natural warmth and timeless sophistication.




# TORTURE




**BEIGE**  
A30ADA20  
300x300



**GREY**  
A30ADA40  
300x300



**BEIGE**  
A40ADA20  
400x400




**GREY**  
A40ADA40  
400x400

## Refined Strength


Inspired by the intricate beauty of natural textures, Torture redefines elegance through resilience. Like nature transforming raw elements under pressure, these tiles feature a soft, neutral palette with a gloss finish, symbolizing both strength and beauty. Delicate, stone-like patterns evoke serenity and sophistication, offering a perfect balance of power and grace. Torture transforms any space into a haven of quiet strength and refined luxury, ideal for those seeking resilience and timeless design.



# ZEST



LIGHT GREY  
AF36G54M   
300x600



LIGHT GREY  
AF36G540   
300x600

## Revitalize Your Space

Elevate your interiors with Zest, where the timeless beauty of Portuguese limestone meets the vibrant energy of contemporary design. Featuring soft beige tones and subtle variations, this collection captures the serene charm of natural stone while infusing a sense of modern dynamism. Each tile embodies the essence of Zest, offering a burst of vitality that enhances both modern and traditional spaces. Transform your environment into a refreshing oasis, seamlessly blending natural elegance with invigorating energy to enliven any space.





**CERAMIC**

---

# CEMENT

Raw form, undeniable beauty born from simplicity. Its understated texture evokes the spirit of urban landscapes, where function meets form in perfect harmony. The surface is rich with possibilities, its matte finish offering a sophisticated yet grounded touch. With its clean lines and modern edge, cement captures the essence of contemporary artistry, infusing spaces with an industrial charm that feels both raw and refined. It's the perfect canvas for those who seek elegance in minimalism.



# BAY



OYSTER  
A30HJ2LM  
300x300



SEAL  
A30HJ3DM  
300x300

## The Comforting Coastal Haven

Bay is a seamless blend of industrial rawness and coastal serenity. Featuring a textured cement surface and refined, neutral tones, this series evokes a calming, minimalist elegance. Designed to infuse tranquility and modern sophistication, Bay creates a harmonious atmosphere, perfectly balancing contemporary chic with the subtle warmth of coastal inspiration.



# INDUSTRIAL



**LIME**  
A30JJ0DM  
300x300



**STEEL**  
A30JJ4DM  
300x300



**LIME**  
A40JJ0DM  
400x400



**LIME**  
A40JJ0D0  
400x400



## Lightness in Modern Minimalism

Industrial captures the essence of modern minimalism, harmoniously blending raw industrial aesthetics with refined sophistication. Inspired by the understated purity of cement, its light, tranquil design evokes a sense of calm and openness, transforming spaces with effortless grace. The collection's muted tones serve as a versatile canvas, allowing architectural details and decor to take center stage, seamlessly complementing both contemporary and industrial design styles.



CEMENT CERAMIC COLLECTION

# SEMENTTI




**CLOUD**  
A36VC4DRE  
300x600



**ASH**  
A36VC1DRE  
300x600

## Echoes of Finnish Architecture

Sementti draws inspiration from Finland's transformative approach to construction, where innovation and sustainability have long shaped the nation's urban landscapes. Crafted to reflect the raw beauty and resilience of cement, these tiles blend the strength of traditional materials with a refined aesthetic. Offering a timeless palette of neutral tones, Sementti reflects concrete's natural evolution from newly cast to gracefully aged, while embodying the minimalist and modern designs synonymous with Finnish architecture.





CERAMIC

# ETHNIC

A journey through culture and tradition, where every line and pattern tell a story of ancient craftsmanship. Its intricate designs are woven from the rich tapestries of distant lands, evoking a sense of mystery and timeless allure. The fusion of bold patterns with delicate textures creates a visual harmony that speaks of history and artistry. It is a celebration of the world's diverse beauty, bringing a sense of global elegance to any space, and infusing it with a unique spirit that transcends borders.



KIMGRES

ETHNIC CERAMIC COLLECTION

# ALANA




GREY  
A30WWK4DM  
300x300

## Soft Elegance in Motion

Delicate curves and flowing symmetry bring a graceful charm to Alana. With a refined colour palette and intricate detailing, it evokes a sense of effortless beauty, ideal for creating inviting, sophisticated interiors.





# ISLA



NAVY  
A30WWP8DM  
300x300




BLACK  
A30WWP1DM  
300x300

## Bold Geometry, Lasting Impression

A statement of strength and style, Isla showcases striking geometric patterns that captivate the eye. Its bold contrasts and intricate motifs create a dynamic focal point, infusing spaces with a sense of confidence and heritage.






KIMGRES

ETHNIC CERAMIC COLLECTION

# NIDA



BLACK  
A30WWV1DM  
300x300

## Contemporary Classic

With its sharp angles and rhythmic symmetry, Nida bridges the gap between classic inspiration and modern aesthetics. Its bold yet balanced composition adds a structured elegance to any setting.



NIDA | ETHNIC COLLECTION



KIMGRES

ETHNIC CERAMIC COLLECTION

# SARAH



NAVY  
A30WWJ80DM  
300x300

## Timeless Beauty in Blue

Elegant floral-inspired detailing meets rich navy hues in Sarah. This design brings a refined yet artistic touch, embodying a perfect blend of tradition and contemporary appeal, suited for a variety of interior styles.



SARAH | ETHNIC COLLECTION



# VINILO



GREY  
A30WBQ4DM  
300x300



GREEN  
A30WBQ5DM  
300x300

## Heritage Reimagined

Inspired by classic encaustic tiles, Vinilo blends traditional artistry with modern versatility. The interplay of patterns and muted tones captures a nostalgic charm, making it perfect for timeless, character-filled spaces.







CERAMIC

---

# BASIC

A celebration of simplicity, where purity and clarity converge in a harmonious dance of textures and tones. These surfaces echo the quiet beauty of nature's fundamental components, offering a serene backdrop that allows surrounding elements to shine. The subtle elegance of its form invites calm and balance, creating spaces that feel open and alive. With its gentle touch and timeless presence, it becomes a quiet statement of understated luxury.



# PLAIN




**WHITE**  
A30T10M  
300x300




**WHITE**  
A30S200  
300x300



**SUPER WHITE**  
A30T10S  
300x300



**SUPER WHITE**  
AF36T10S  
300x600




**SUPER WHITE**  
A40T10S  
400x400

## A Canvas of Calm

Renowned for its minimalist sophistication, Plain offers a clean, seamless design that fosters calm and serenity. The Super White palette brightens interiors and enhances the sense of space, transforming even the smallest rooms into tranquil retreats. Its timeless simplicity exudes peacefulness, making Plain a versatile choice for creating balance and harmony in any space, effortlessly evoking a sense of relaxation and comfort.







CERAMIC


# MARBLE


Timeless allure, delicate veins, and luxurious finishes define its essence. The cool, polished surface glimmers with the artistry of nature, where every swirl of colour and curve of texture tells a story of refined opulence. Light dances across its intricate patterns, creating a dynamic interplay of shadow and shine that elevates the space it inhabits. An expression of pure elegance, it transforms every room into a gallery of beauty, embodying sophistication and grace in every detail.




MARBLE CERAMIC COLLECTION

# CALACATTA




LUNA  
AF36ACS4LM   
300x600





LUNA  
AF36ACS4L   
300x600

## The Enduring Classic Beauty

The Calacatta Series captures the timeless elegance of Italian marble with striking grey veining set against a pristine white backdrop. Inspired by the grandeur of historic palaces, this collection offers both matt and gloss finishes, allowing you to choose between subtle sophistication and modern sheen. With its luxurious texture and exquisite detail, Calacatta adds depth and movement to any space, creating an atmosphere of refined beauty and enduring style.





# COLOUR PALETTE

## WHITE



**P** ALABASTER GREY  
A36AHA4LS  
300x600



**C** CALACATTA LUNA  
AF36ACS4LM  
300x600



**P** GALLERY CREAM  
A36GRY2DR  
300x600




**P** INDUSTRIAL LIME  
A36JJ0DM | A59JJ0DM  
300x600 | 600x600



**P** MARMOREO CARRARA  
A36VK4LS | A59VK4L  
300x600 | 600x600



**P** NEW HAVEN WHITE  
A36AJF0DM | A59AJF0DM  
300x600 | 600x600



**P** PLAIN SUPER WHITE  
A36T10SE  
300x600



**C** RICORDI WHITE  
A30GF0LM | AF36GF0LM  
300x300 | 300x600



**C** RIFLESSO QUARTZ  
A40GM20  
400x400



**P** SEDONA WHITE  
A36AFV0DR  
300x600


**P** : Porcelain Tiles

**C** : Ceramic Tiles




# COLOUR PALETTE

## BROWN



**P** ARANI CINDER  
A36NH3DBE  
300x600




**P** CAPRI BROWN  
A29CPR3DM  
300x300




**C** COSMO MOCHA  
A40F43D  
400x400




**P** COSMOS BROWN  
A36AHR3LMBN  
300x600



**P** ECLIPSE ASH  
A29MJ3DRY | A36MJ3DRY-P2  
300x300 | 300x600



**P** ENEL DARK BROWN  
A36AEY3DR  
300x600



**P** INOCA BROWN  
A29F83GV  
300x300



**P** JUMEEARA BROWN  
A36AHV3DMBN  
300x600




**P** JUMEEARA ORCHE  
A36AHV2DMBN  
300x600




**P** MOLTEN SHALE  
AA36AHY7DGRB  
300x600



**P** NEW HAVEN LIGHT BROWN  
A36AJF3LM | A59AJF3LM  
300x600 | 600x600



**C** RICORDI HEMP  
A30GF3DM | AF36GF3DM  
300x300 | 300x600



**P** SIMPLICITE ALMOND  
A36AAL7DME  
300x600

# COLOUR PALETTE

## BEIGE




**P** CAPRI  
BEIGE  
A29CPR2LM  
300x300



**P** CAPRI  
YELLOW  
A29CPR2DM  
300x300



**P** CARNELIAN  
BEIGE  
A36AGC2DR  
300x600



**P** CENNO  
BEIGE  
A36JE2LEN  
300x600



**C** COSMO  
CREMA  
A30F42L | A40F42L  
300x300 | 400x400



**P** CREST  
LIGHT BEIGE  
A36JK2LME  
300x600



**P** ECLIPSE  
CLAY  
A29MJ7LRY | A36MJ7LRY-P2  
300x300 | 300x600




**P** EILASTONE  
BEIGE  
A36AGE2DR  
300x600



**C** GREYSTONE  
BEIGE  
AF36ADU2L  
300x600



**P** INOCA  
BONE  
A29F82GV  
300x300



**C** JORDAN  
LIGHT BEIGE  
A40AJD2LM  
400x400



**P** LAND  
DILLON  
A36KLN022DR | A59KLN022DR  
300x600 | 600x600



**C** LAPIS  
BEIGE  
A30ADT3LB  
300x300



**C** MICRO  
LIGHT ORCHE  
AF36ADL2L  
300x600



**P** MOLTEN  
CLAY  
AA36AHY2DGRB  
300x600



**P** NEWGATE  
WHITE  
A36ADNODR  
300x600



**P** RAYLEIGH  
CREAM  
A36AFA2L  
300x600



**C** ROYAL STONE  
YELLOW  
A40FT20  
400x400



**C** RUFFIAN  
BEIGE  
A40ADB20  
400x400



**P** SIMPLICITE  
IVORY  
A36AAL2DME | A59AAL2DM  
300x600 | 600x600

# COLOUR PALETTE

## BEIGE




**C** SOFTSTONE  
OYSTER  
A30GJ2L  
300x300



**C** TORTURE  
BEIGE  
A30ADA20 | A40ADA20  
300x300 | 400x400



**P** TRAVERTINE  
CREAM  
A36TV2LME | A59TV2LM  
300x600 | 600x600



**P** VIVACE  
TWINE  
A29T01SV  
300x300

**P** : Porcelain Tiles

**C** : Ceramic Tiles



# COLOUR PALETTE

## GREY



**P** ARANI  
MIST  
A36NH4LBE  
300x600



**P** ARANI  
PEWTER  
A36NH4DBE  
300x600



**P** BAVARIA STONE  
GREY  
A36GQ1LE  
300x600 | 600x600




**P** BAVARIA STONE  
ICE  
A36GQ4LE  
300x600 | 600x600



**C** BAY  
OYSTER  
A30HJ2LM  
300x300



**P** CAPRI  
GREIGE  
A29CPR7LM  
300x300



**P** CAPRI  
GREY  
A29CPR4DM  
300x300




**P** CAPRI  
ICE  
A29CPR4LM  
300x300



**P** CAPRI  
TAUPE  
A29CPR7DM  
300x300



**P** CARNELIAN  
GREY  
A36AGC4LR  
300x600




**P** CENNO  
GREY  
A36JE4DEN  
300x600



**C** COSMO  
COOL GREY  
A30F44D | A40F44D  
300x300 | 400x400




**C** COSMO  
OLIVE  
A30F45D  
300x300



**P** COSMOS  
GREY  
A36AHR4LMBN  
300x600



**P** CREST  
LIGHT GREY  
A36JK4LME  
300x600




**P** EILASTONE  
BLACK  
A36AGE1LR  
300x600



**P** EILASTONE  
GREY  
A36AGE4DR  
300x600



**P** GALLERY  
GREY  
A36GRY4DR  
300x600




**C** GOVI  
DARK GREY  
A30ACV4DM  
300x300



**C** GOVI  
NATURAL  
A30ACV4LM  
300x300

# COLOUR PALETTE

## GREY




**C** GOVI  
TAUPE  
A30ACV7DM  
300x300



**C** GREYSTONE  
LIGHT GREY  
AF36ADU4L  
300x600



**C** GREYSTONE  
STEEL  
AF36ADU4D  
300x600



**P** GURI  
CEMENTO  
A29YK4DBV  
300x300




**P** HOSSEGOR  
DARK GREY  
A36AFH4DR | A36AFH4DRB  
300x600



**P** HOSSEGOR  
LIGHT GREY  
A36AFH4LR | A36AFH4LRB  
300x600




**C** INDUSTRIAL  
STEEL  
A30JJ4DM  
300x300



**P** INOCA  
GREY  
A29F84GV  
300x300




**C** JORDAN  
LIGHT GREY  
A40AJD4LM  
400x400



**P** JUMEEARA  
DARK GREY  
A36AHV1LMBN  
300x600



**P** JUMEEARA  
GREY  
A36AHV4DMBN  
300x600




**P** KAIRO  
PLAIN GREY  
A29UM44DG  
300x300




**P** LAND  
FURTH  
A36KLN034DR | A59KLN034DR  
300x600 | 600x600




**P** LAND  
WAINWRIGHT  
A36KLN012LR  
300x600




**C** LAPIS  
GREY  
A30ADT4LB  
300x300




**P** LORIMER  
IRON  
A36TK4DE  
300x600



**P** LORIMER  
ODYSSEY  
A36TK4LE  
300x600



**C** MICRO  
LIGHT GREY  
AF36ADL4L  
300x600




**P** NEWGATE  
DARK GREY  
A36ADN4DR  
300x600




**P** NEWGATE  
LIGHT GREY  
A36ADN4LR  
300x600

# COLOUR PALETTE

## GREY



**P** NEW HAVEN  
DARK GREY  
A36AJF1DM | A59AJF1DM  
300x600 | 600x600




**P** NEW HAVEN  
GREY  
A36AJF4DM | A59AJF4DM  
300x600 | 600x600




**P** NEW HAVEN  
LIGHT GREY  
A36AJF4LM | A59AJF4LM  
300x600 | 600x600




**C** PLATINO  
GREY  
A30PG40  
300x300



**C** QUARTZITE  
COAL  
A36HN4DE  
300x600



**P** QUARTZITE  
GREY  
A36HN4LE  
300x600



**P** RANGER  
GREY  
A29UL4GV  
300x300




**C** RIFLESSO  
GRIGIO  
A40GM40  
400x400



**C** ROYAL STONE  
GREY  
A30FT40 | A40FT40  
300x300 | 400x400



**C** SEMENTTI  
CLOUD  
A36VC4DRE  
300x600



**P** SIMPLICITE  
LIGHT GREY  
A36AAL4LME | A59AAL4LM  
300x600 | 600x600



**C** TORTURE  
GREY  
A30ADA40 | A40ADA40  
300x300 | 400x400



**C** ZEST  
LIGHT GREY  
AF36G54M  
300x600




# COLOUR PALETTE

## BLACK



**P** ARANI  
SLATE  
A36NH1DBE  
300x600




**P** BAVARIA STONE  
BLACK  
A36GQ1DE  
300x600 | 600x600



**C** BAY  
SEAL  
A30HJ3DM  
300x300



**P** CAPRI  
ANTHRACITE  
A29CPR1DM  
300x300



**P** CENNO  
TWILIGHT  
A36JE1DEN  
300x600



**C** COSMO  
CHARCOAL  
A40F41D  
400x400




**P** COSMOS  
DARK GREY  
A36AHR4DMBN  
300x600



**P** ECLIPSE  
NIGHT  
A29MJ1DRY | A36MJ1DRY-P2  
300x300 | 300x600




**P** EILASTONE  
TAUPE  
A36AGE7LR  
300x600



**P** GALLERY  
GRAPHITE  
A36GRY1DR  
300x600




**C** GOVI  
CHARCOAL  
A30ACV1DM  
300x300



**P** GURI  
CARBONE  
A29YK1DBV  
300x300



**P** HOSSEGOR  
BLACK  
A36AFH1DRB  
300x600



**P** INOCA  
BLACK  
A29F81GV  
300x300




**P** KAIRO  
PLAIN CHARCOAL  
A29UM11DG  
300x300



**P** LAND  
MUNRO  
A36KLN041DR | A59KLN041DR  
300x600 | 600x600




**P** LORIMER  
LAVA  
A36TK1LE  
300x600



**P** MOLTEN  
ASH  
AA36AHY1DGRB  
300x600



**P** NEW HAVEN  
BLACK  
A36AJF1LM | A59AJF1LM  
300x300 | 300x600



**P** NEWGATE  
CHARCOAL  
A36ADN1DR  
300x600

# COLOUR PALETTE


## BLACK




**P** QUARTZITE  
BLACK  
A36HN1DE  
300x600




**P** RANGER  
BLACK  
A29UL1GV  
300x300




**P** SEDONA  
DARK GREY  
A36AFV4DR  
300x600



**C** SEMENTTI  
ASH  
A36VC1DRE  
300x600



**P** SIMPLICITE  
COAL  
A36AAL1DME | A59AAL1DM  
300x600 | 600x600



**P** VIVACE  
BLACK  
AT29T10SV  
300x300

**P** : Porcelain Tiles

**C** : Ceramic Tiles



# COMPLETED PROJECT LIST

## DEVELOPERS

Airmas Group of Companies  
Akisama Holding Sdn Bhd  
Andaman Group  
Boon Siew Group (BSG) Property  
Bukit Meru Jati Sdn Bhd  
CT World Development Sdn Bhd  
DNP Holdings Berhad  
Eco World Development Group Bhd  
Eupe Corporation Berhad  
Excellent Realty Sdn Bhd  
Genting Property Sdn Bhd  
Glomac Berhad  
Gunung Lang Development Sdn Bhd  
HR United Group  
Hua Yang Berhad  
I & P Group Sdn Berhad  
IJM Land Berhad  
IOI Properties Group Berhad  
Kah Guan Brothers Sdn Bhd  
Kementerian Kesejahteraan Bandar,  
Perumahan dan Kerajaan Tempatan (KPKT)  
Kementerian Kesihatan Malaysia  
Kementerian Pengajian Tinggi - Jabatan Kerja  
Raya Malaysia  
Kementerian Pertahanan Malaysia  
Kesas Kenangan Sdn Bhd  
Kinta Properties Holding Sdn Bhd  
Ligamas Sdn Bhd  
Mah Sing Group Berhad  
Mayland Group  
MK Land Holding Group  
Malaysian Resources Corporation Berhad  
Naza TTDI Sdn Bhd  
Newfields Group  
Nusmetro Venture (P) Sdn Bhd  
OCR Land Holdings Sdn Bhd  
OSK Property Holdings Berhad  
Perbadanan Kemajuan Negeri Selangor (PKNS)  
Perbadanan Pr1ma Malaysia  
Putrajaya Holding Sdn Bhd  
Scientex Quatari Sdn Bhd  
Seri Iskandar Development Corporation Sdn  
Bhd  
Seriemas Development Sdn Bhd  
Setia Indah Sdn Bhd  
Sime Darby Property Berhad



SP Setia Berhad  
Syarikat Perumahan Negara Berhad (SPNB)  
Sunway Group  
Symphony Life Berhad  
Taiko Properties Sdn Bhd  
Tanah Sutera Development Sdn Bhd  
TH Properties Sdn Bhd  
Total Investment Sdn Bhd  
Trinity Group Sdn Bhd  
UEM Group Berhad  
Universiti Teknologi MARA (UiTM)  
WCT Holdings Berhad  
Wijaya Bandar Bina Sdn Bhd  
Worldwide Holdings Berhad  
YTL Corporation Berhad

## ACADEMIC

Botani International School, Perak  
Chung Hua Primary School No. 1, Kuching,  
Sarawak  
Intan College Phase II, Kota Samarahan, Sarawak  
International Islamic University Malaysia, Kuantan,  
Pahang  
Institut Kemahiran Mara (IKM), Bintulu, Sarawak  
Institut Utama, Sabah  
Kolej Antarabangsa Teknologi Lanjutan Sarawak &  
PPKS, Kuching, Sarawak  
Management & Science University(MSU), Shah  
Alam, Selangor  
Politeknik Kuching, Sarawak



Sekolah Kebangsaan Cina, Eco Tropics, Johor  
SK Gersik, Kuching, Sarawak  
SK Beladin, Mukah, Sarawak  
SMK Saratok, Saratok, Sarawak  
SMK Semop, Daro, Sarawak  
SMK Seni Bong, Lundu, Sarawak  
SMK Tutoh Apoh, Miri, Sarawak  
Swinburne University, Kuching, Sarawak  
Tenby Private International Schools, Setia Eco  
Gardens, Johor  
UITM Puncak Alam, Kuala Selangor, Selangor  
UITM Rembau, Negeri Sembilan  
UITM Seremban, Negeri Sembilan  
Pusat Pengurusan Penyelidikan UKM Bangi,  
Selangor  
Institut Kejuruteraan Mikro & Nano Elektrik  
(IMEN), Bangi, Selangor  
Universiti Malaya - Fakulti Alam Bina, Kuala  
Lumpur



Universiti Kuala Lumpur Malaysia France  
Institute (UniKL MFI), Selangor  
Universiti Malaysia Sarawak (UNIMAS)  
Permanent Campus, Kuching, Sarawak  
Universiti Malaysia Sarawak (UNIMAS) Medical  
Campus, Kuching, Sarawak  
University of Southampton, Iskandar Puteri  
Johor  
Universiti Teknologi Mara (UiTM), Mukah,  
Sarawak  
Universiti Teknologi Mara (UiTM), Kota  
Kinabalu, Sabah  
Universiti Teknologi Mara (UiTM), Segamat,  
Johor  
UTAR Sungai Long, Kajang, Selangor

## AUTO SHOWROOMS

Naza Showroom, Malaysia  
Perodua Showroom, Malaysia

## COMMERCIAL

ACS Church, 2 1/2 Mile Jalan Laksamana,  
Kuching, Sarawak  
Adidas Chain Store, Semenanjung  
Malaysia  
Bond Square Shop Office, Perak  
Canning II, Perak  
Chagee Premium Tea Chain (Central i-City  
Shah Alam, Bandar Sri Damansara, Plaza  
Shah Alam)



CS Mini Mart, Kuching, Sarawak  
Eco Business Park 1, 2 & 3, Johor  
Ecosave, Perak  
E-Mart Batu Kawa, Sarawak  
Everrise Departmental Store BDC, King Centre,  
Satok, Sarawak  
I-Com Square Commercial Centre, Kuching,  
Sarawak  
Impiana Commercial Hub, Penang  
KFC Fast Food Chain, Malaysia  
Masjid Baru Matang, Kuching, Sarawak  
Manhattan Business Center, Ipoh, Perak  
Maybank Miri, Sarawak  
Methodist Church, Elis Road, Kuching, Sarawak  
PPKS Surau Tabuan Jaya, Sarawak  
Pizza Hut (Bintulu & Kuching), Sarawak  
Rainforest Camp Permai, Santubong, Sarawak  
SCR Outlet (Kuching, Miri, Sibul, Sri Aman,  
Limbang), Sarawak  
Setia Walk, Puchong, Selangor  
Shop office, Setia Tropika, Johor  
Sime Darby XME Business Park, Nilai, Negeri  
Sembilan  
SouthKey, Johor  
St. Peter's Church, Padungon, Sarawak



Subway Fast Food Chain, Malaysia  
Sugarbun Outlet, Sarawak  
The Artiz & The Mercato, Taman Setia Indah,  
Johor  
Viva City Commercial Centre, Tabuan Jaya,  
Sarawak  
Wisma Taiko, Ipoh, Perak  
Wiwynn Senai Airport City, Johor

## GOVERNMENT

Akademi Pembangunan Belia Malaysia, Perak  
Army Camp, Muara Tuang, Kuching, Sarawak  
DASH HQ, Toll & R&R, Damansara-Shah Alam,  
Selangor  
EKVE Ampang Toll Plaza, Ampang, Selangor  
EKVE Cheras Toll Plaza, Cheras, Selangor  
Hentian Alam Impian Highway LKSA,  
Lebuhraya Kemuning, Shah Alam, Selangor  
Jabatan Mineral dan Geosains Malaysia, Perak  
Kem Anggota Tentera Oya, Sibul, Sarawak  
Kompleks Pentadbiran Pejabat Agama Islam  
Daerah Kuala Pilah, Kuala Pilah, Negeri  
Sembilan  
Maktab Tentera Diraja Malaysia, Sg Besi, Kuala  
Lumpur  
PR1MA (Sg. Raia & Sg. Siput), Perak  
Rumah Perakku, Kg. Serdang, Sitiawan, Perak  
Yayasan Perak, Bercham, Perak



## HOSPITAL

Amanjaya Specialist Centre, Sungai Petani,  
Kedah  
Ambulatory Care Center (ACC), Hospital Kota  
Bharu, Kelantan  
BebeLEC Day Care Centre, Ipoh, Perak  
Hospital Orang Asli (Gombak Aborigines  
Hospital), Selangor  
Klinik Kesihatan (KK 3 & KK 6), Perak  
Kensington Green Specialist Hospital, Johor



KPJ Pahang Specialist Hospital, Kuantan, Pahang  
KPJ Rawang Specialist Hospital, Selangor  
Pusat Rehabilitasi PERKESO, Alor Gajah, Melaka  
Sunway Hospital Seberang Jaya, Penang



# COMPLETED PROJECT LIST

## HOTEL

Borneo Hotel, Kuching, Sarawak  
Damai Puri Spa & Resort, Santubong, Kuching,  
Sarawak  
Dorsett Putrajaya, Putrajaya, Kuala Lumpur  
Eastern & Oriental Hotel, Penang



Four Points Hotel by Sheraton, Kuching, Sarawak  
Heritage Hotel Penang, Penang  
Mayfar Hotel, Kuching, Sarawak  
Novotel, Melaka



Penview Inn Hotel, Kuching, Sarawak  
Pullman Hotel, Kuching, Sarawak  
Renaissance Kuala Lumpur Hotel, Kuala Lumpur  
Santubong Resort, Santubong, Sarawak  
Sri Aman Hotel, Sri Aman, Sarawak  
Sunway Hotel, Georgetown, Penang



Sunway Putra Hotel, Kuala Lumpur  
The Bagan Suite, Penang  
Tune Hotel, Kuching, Sarawak



## RESIDENTIAL

1 Malaysia Housing Project (1 Prima), Precinct  
11, Putrajaya  
Adenium Indah, Bukit Beruntung, Selangor  
Alam Impian Shah Alam, Selangor  
Alam Sari, Bangi, Selangor  
Alista & Elanae, Bandar Setia Alam, Shah Alam,  
Selangor  
Ampang Residency, Ampang, Kuala Lumpur  
Anderson Apartments, Ipoh, Perak  
Arte Mont Kiara, Kuala Lumpur  
Astana Parkhomes, Sg Petani, Kedah  
Austin Regency, Johor



Bandar Ainsdale, Negeri Sembilan  
Bandar Baru Seri Klebang, Ipoh, Perak  
Bandar Baru Tambun, Ipoh, Perak  
Bandar Bukit Raja, Klang, Selangor  
Bandar Bukit Tinggi 2, Klang, Selangor  
Bandar Enstek, Nilai, Negeri Sembilan  
Bandar Meru Raya, Ipoh, Perak  
Bandar Pulau Jaya, Ipoh, Perak  
Bandar Rimbayu, Kuala Langat, Selangor  
Bandar Seri Botani, Ipoh, Perak  
Bandar Seri Iskandar, Johor  
Bandar Serenia, Selangor  
Bandar Springhill, Port Dickson, Negeri Sembilan  
Beronia, Setia Ecohill 2, Semenyih, Selangor  
Botanica Housing, Batu Kawa, Kuching, Sarawak  
Bukit Indah, Johor  
Bukit Sarimban, Seremban, Negeri Sembilan  
Bukit Meru Jati, Ipoh, Perak  
Cardena, Vallaris & Pandora 1, Setia Eco Gardens,  
Johor  
Caralyn 2, Setia Alam Sari, Kajang, Selangor  
Central Residence, Sg Besi, Kuala Lumpur  
City of Green, Bukit Jalil, Selangor  
Clio 2 Residence, Putrajaya, Wilayah Persekutuan  
Putrajaya  
Cora at Eco Ardence, Shah Alam, Selangor  
D'Cendana Bandar Tasik Kesuma, Semenyih,  
Selangor  
D'Rapport Residences, Kuala Lumpur  
Dynasty Garden Condominium, Kuchai Lama,  
Kuala Lumpur  
Denai Alam, Shah Alam, Selangor  
Desa Aman Township, Kedah  
Duta Perintis, Puncak Alam, Selangor  
East Gate Bercham, Ipoh, Perak  
Eco Ardence Township, Selangor  
Eco Flora, Eco Spring & Eco Summer, Johor  
Eco Grandeur, Regent Garden, Puncak Alam,  
Selangor  
Eco Majestic Cherrywood, Semenyih, Selangor  
Eco Majestic Mellowood, Parkhomes, Semenyih,  
Selangor  
Eco Sanctuary Sencillia, Semenyih, Selangor  
EcoSpring, Johor  
Gaia Residence, Rawang, Selangor  
Gamuda Gardens, Selangor  
Garden Residence, Cyberjaya, Selangor  
Greensgate & Millsgate, Eco Tropics, Johor  
H2O Residence, Ara Damansara, Selangor  
Harmony Residence, Penang

# COMPLETED PROJECT LIST

Hijauan Hill Township, Butterworth, Penang  
 Hill 68 Apartment, Jalan Arang, Kuching, Sarawak  
 Horizon Suite, Selangor  
 Iringan Bayu, Seremban, Negeri Sembilan  
 I-Santorini Condominium, Penang  
 Jazz Suites at VivaCity, Kuching, Sarawak  
 Kenwingston Square Garden, Cyberjaya, Selangor  
 Kinrara Residence, Puchong, Selangor  
 Kota Puteri, Rawang, Selangor  
 Kuching City Mall - Phase 1 - 10 Housing projects, Kuching, Sarawak  
 Lakeside Residences, Puchong, Selangor  
 Lake Villa Apartment, Seremban, Negeri Sembilan  
 Luminari Butterworth, Penang  
 M Centura Sentul, Kuala Lumpur  
 Manhattan Condominium, Ipoh, Perak



Menara U & U2, Shah Alam, Selangor  
 MJC Township, Batu Kawa, Kuching, Sarawak  
 Mont' Hill Apartment, Pahang  
 Morrison Residence, Jalan Urat, Kuching, Sarawak  
 M Residence, Rawang, Selangor



Muara Tuang Housing, Kuching, Sarawak  
 Nilai Impian, Nilai, Negeri Sembilan  
 Neocyber Serviced Apartment, Cyberjaya, Selangor  
 One South, Serdang Perdana, Seri Kembangan, Selangor  
 OUG Parklane Apartment, Jalan Klang Lama, Selangor  
 Palazzo Serviced Apartment, Mount Austin, Johor  
 Palazzo, Ipoh, Perak



Pangsapuri Seri Topaz, Puchong, Selangor  
 Pangsapuri Selangorku Suasana Harmoni, Bangi, Selangor  
 Paya Rumput, Melaka  
 Parkview, Ipoh, Perak  
 Permatang Sactuary, Penang  
 Primero Heights, Kondominium Prima Indah, Seberang Jaya, Penang  
 Puteri Residence, Bandar Puteri Jaya, Sg Petani, Kedah  
 Prima Gambang, Kuantan, Pahang  
 Razak Residence, Kuala Lumpur  
 Regent Garden, Puncak Alam, Selangor



Residence 8, Jalan Klang Lama, Selangor  
 Residential Village, Murum Hydro Project, Sarawak  
 Rivere Garden, Taman Naluri Ria, Seberang Jaya, Penang  
 Sama Indah Housing Project, Muara Tuang, Kota Samarahan, Sarawak  
 Saujana Rawang, Rawang, Selangor  
 Schumann House, Cyberjaya, Selangor  
 Scott Residence, Georgetown, Penang  
 Seri Beringin & Seri Teratai, Bandar Seri Botani, Ipoh, Perak  
 Sentinelle Ville, BM Utama, Penang  
 Seremban 2, Negeri Sembilan  
 Seri Putra Permatang Tok Mahat, Nibong Tebal SPS, Penang  
 Seri Anggun, Sg. Nibong, Penang  
 Sentral Green, Penang  
 Setia Eco Gardens, Johor  
 Setia Eco Glades, Cyberjaya, Selangor  
 Setia Eco Park, Shah Alam, Selangor  
 Setia Greens, Penang  
 Setia Indah, Johor  
 Setia Seraya Residence, Putrajaya, Wilayah Persekutuan Putrajaya  
 Shah Alam 2, Selangor  
 Sky Awani 1,3,4,5, Kuala Lumpur  
 Sky Breeze & Sky View Apartment, Taman Bukit Indah, Johor  
 Sky Executive, Bukit Indah, Johor  
 Sky Gardens Residences, Setia Tropika, Johor  
 Sky Loft, Bukit Indah, Johor  
 Sky Meridien, Kuala Lumpur  
 Sky Peak Residences, Johor  
 Sky View, Bukit Indah, Johor  
 Southbay, Penang  
 Southville City, Bangi, Selangor  
 Spanish Gardens, Batu Gajah, Johor  
 Stakan Junction Housing Project, Kota Samarahan, Sarawak  
 Sultan Tengah Petra Jaya Housing Project, Kuching, Sarawak  
 Summer Apartment, Kota Samarahan, Sarawak  
 Sunway Alam Suria, Shah Alam, Selangor  
 Sunway Cassia Phase 1 & 2, Penang

Sunway Eastwood, Puchong South, Serdang, Selangor  
 Sunway South Quay RC5, Bandar Sunway, Selangor  
 Sunway Velocity, Kuala Lumpur



Sunway Vivaldi, Kuala Lumpur  
 Sunway Wellesley Phase 2, Penang  
 Taman Meru Mutiara, Ipoh, Perak  
 Taman Pengkalan Tiara, Ipoh, Perak  
 Taman Selayang Fasa 2, Alor Setar, Kedah  
 Taman Tampoi Harmoni, Melaka  
 The Leaf Housing, Jalan Lapangan Terbang, Kuching, Sarawak  
 The Light Linear, Penang  
 The Light Point, Penang  
 The Marc Condominium, Penang  
 The Pulse, Penang  
 The Rainforest & Breezegate, Eco Tropics, Pasir Gudang, Johor  
 The Residence, Butterworth, Penang  
 The Sanderson, Bukit Serdang, Seri Kembangan, Selangor  
 The Seed, Johor  
 The Sky Urban Condominium, Penang  
 The Valley, Kuala Lumpur



The Z Residence Bukit Jalil, Kuala Lumpur  
 Tijani Ukay, Ampang, Selangor  
 Trio Service Apartment, Klang, Selangor



Tropical Peat Housing, 24th Mile Jalan Penrissen, Kota Samarahan, Sarawak  
 TTDI Grove, Kajang, Selangor  
 Villa Primero, Taman Naluri Indah, Seberang Jaya, Penang  
 Villosa & Visca, Taman Bukit Indah, Johor  
 Waterfront City, Lahat, Perak  
 Westlake, Sungai Siput, Perak  
 YTL Lake Edge, Puchong, Selangor  
 YTL LakeFields, Sungai Besi, Kuala Lumpur  
 YTL Reed, Sungai Besi, Kuala Lumpur  
 Youth City & Vision City, Nilai, Negeri Sembilan  
 YTL Midfields, Sungai Besi, Kuala Lumpur  
 Zeva Residence, Seri Kembangan, Selangor

# OUR GLOBAL REACH

## EXPORTING QUALITY TILES TO THE WORLD

In line with globalization, Khib has been expanding its business across the region, with our export markets extending to the ASEAN region, Australia, New Zealand, the United Kingdom, the United States, the United Arab Emirates, South Korea, Taiwan, Japan, India and beyond.



Olympic Park, Victoria, Australia



Tangalooma Resort, Queensland, Australia



Marina One Residence, Singapore



Hyundai Premium Outlet, Seoul, South Korea



Hotel Novotel Bangkok Impact, Thailand



Adnoc Ruwais Housing Complex, Abu Dhabi, UAE



Arab Monetary Funding, Abu Dhabi, United Arab Emirates



BBC TV Centre, London, United Kingdom



Bliss Hoi Ann, Vietnam

# INFOSHEET

## TECHNICAL SPECIFICATIONS

	Porcelain Tile - BIa		Ceramic Tile - BIa		Ceramic Tile - BIb	
	STANDARD REQUIREMENT (MS ISO 13006)	KIMGRES SPECIFICATION	STANDARD REQUIREMENT (MS ISO 13006)	KIMGRES SPECIFICATION	STANDARD REQUIREMENT (MS ISO 13006)	KIMGRES SPECIFICATION
<b>PHYSICAL PROPERTIES</b>						
Length and Width	± 0.60% / ± 2.0mm (NR) ± 0.30% / ± 1.0mm (R)	± 0.60% / ± 2.0mm (NR) ± 0.30% / ± 1.0mm (R)	± 0.60% / ± 2.0mm	± 0.60% / ± 2.0mm	± 0.60% / ± 2.0mm	± 0.60% / ± 2.0mm
Thickness	± 5.00% / ± 0.5mm	± 5.00% / ± 0.5mm	± 5.00% / ± 0.5mm	± 5.00% / ± 0.5mm	± 5.00% / ± 0.5mm	± 5.00% / ± 0.5mm
Straightness of Sides	± 0.50% / ± 1.5mm (NR) ± 0.30% / ± 0.8mm (R)	± 0.50% / ± 1.5mm (NR) ± 0.30% / ± 0.8mm (R)	± 0.50% / ± 1.5mm	± 0.50% / ± 1.5mm	± 0.50% / ± 1.5mm	± 0.50% / ± 1.5mm
Rectangularity	± 0.50% / ± 2.0mm (NR) ± 0.30% / ± 1.5mm (R)	± 0.50% / ± 2.0mm (NR) ± 0.30% / ± 1.5mm (R)	± 0.50% / ± 2.0mm	± 0.50% / ± 2.0mm	± 0.50% / ± 2.0mm	± 0.50% / ± 2.0mm
Surface Flatness a) Centre Curvature b) Edge Curvature c) Warpage	± 0.50% / ± 2.0mm (NR) ± 0.40% / ± 1.8mm (R)	± 0.50% / ± 2.0mm (NR) ± 0.40% / ± 1.8mm (R)	± 0.50% / ± 2.0mm	± 0.50% / ± 2.0mm	± 0.50% / ± 2.0mm	± 0.50% / ± 2.0mm
Surface Quality	Minimum 95% free from visible defects	Minimum 95% free from visible defects	Minimum 95% free from visible defects	Minimum 95% free from visible defects	Minimum 95% free from visible defects	Minimum 95% free from visible defects
<b>TECHNICAL PROPERTIES</b>						
Water Absorption	≤ 0.5%	≤ 0.5%	3% < E < 6%	3% < E < 6%	6 - 10%	6 - 10%
Breaking Strength a) Thickness ≥ 7.5mm b) Thickness < 7.5mm	≥ 1300 ≥ 700	≥ 1300 ≥ 700	≥ 1000 ≥ 600	≥ 1000 ≥ 600	≥ 800 ≥ 500	≥ 800 ≥ 500
Modulus of Rupture	Minimum 35 N/mm <sup>2</sup>	Minimum 35 N/mm <sup>2</sup>	Minimum 22 N/mm <sup>2</sup>	Minimum 22 N/mm <sup>2</sup>	Minimum 18 N/mm <sup>2</sup>	Minimum 18 N/mm <sup>2</sup>
Abrasion Resistance (Surface Abrasion)	Report Abrasion class and Cycle Passed	PEI 1-4	Report Abrasion class and Cycle Passed	PEI 1-4	Not Applicable	Not Applicable
Crazing Test	Not Applicable	Not Applicable	No Craze	No Craze	No Craze	No Craze
<b>CHEMICAL PROPERTIES</b>						
Chemical Resistance a) Household b) Swimming Pool c) Acid and Alkaline	Minimum B (V) Minimum B (V) Manufacturer to state Classification	Minimum B (V) Minimum B (V) Light Colour   Dark Colour Class LA (V) Class LB (V) Class LC (V)	Minimum B (V) Minimum B (V) Manufacturer to state Classification	Minimum B (V) Minimum B (V) Minimum LB (V)	Minimum B (V) Minimum B (V) Manufacturer to state Classification	Minimum B (V) Minimum B (V) Minimum LB (V)
Staining Resistance	Minimum Class 3	Minimum Class 3	Minimum Class 3	Minimum Class 3	Minimum Class 3	Minimum Class 3
Slip Resistance Wet Pendulum Slider 96	AS 4586 App. A	P0 - P5 (Dependent on product type)*	AS 4586 App. A	P0 - P5 (Dependent on product type)*	AS 4586 App. A	P0 - P5 (Dependent on product type)*

\* = refer to test report for specific test result  
(v) = signifies visual classification

# INFOSHEET

## PACKING SPECIFICATIONS

PACKING SPECIFICATIONS									
Type	Size (mm)	Rectification	Thickness (mm)	Pcs/Carton	Weight/Carton (kg)	Sq.m/Carton	Carton/Pallet	Sqm/Pallet	Gross Weight/Pallet (kg)
Porcelain	300x300	NR	7.5	16	22.88	1.44	81	116.64	1875.0
	300x600	R / NR	8.3	8	26.24	1.44	40	57.60	1072.0
	600x600	R	9.0	4	28.80	1.44	40	57.60	1174.0
Ceramic	300x300	NR	7.5	16	21.60	1.44	78	112.32	1700.0
	400x400...P2	NR	7.8	10	25.00	1.60	48	76.80	1200.0
	300x600...P2	NR	8.4	8	24.80	1.44	48	69.12	1190.4
	600x600...P2	NR	9.0	4	26.60	1.44	40	57.60	1064.0

Each tile series is produced to meet different performance requirements. For specific product technical performance, please request from Kingres sales team or their agent or distributor.

\*Colour variations : Since the colour reproduction in this printed piece will vary from the actual tile colours, final selection should be made from tile samples. Colour, shade and glaze variations may exist due to the inherent characteristics of porcelain tiles

Due to the low porosity of porcelain tiles, an improved high performance cementitious adhesive in accordance to BS EN 12004 & ISO 13007-1 is highly recommended for proper installation. Products that meet this standard are available amongst leading adhesive manufacturers. Please seek expert advice from adhesive manufacturers for proper selections and applications.



CONNECT WITH US

